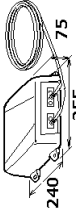


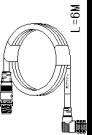



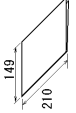
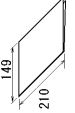
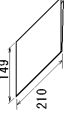
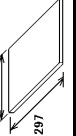
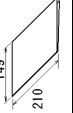


PACKING LIST NAVPILOT-300-E-RN

64BC-X-9859-0 1/1

NAME	OUTLINE	DESCRIPTION/CODE No.	Q'TY
ユニット			
制御部 PROCESSOR UNIT		FAP-3012	1
		000-035-541-00	
操作部 CONTROL UNIT		FAP-3011	1
		000-035-539-00	
予備品			
予備品 SPARE PARTS		SP64-01701	1
		001-523-720-00	
工事材料			
ケーブル(クミビシ) CABLE ASSEMBLY		F1-70-0600	1
		000-194-061-10	
工事材料 INSTALLATION MATERIALS		CP26-02001	1
		001-408-760-00	
工事材料 INSTALLATION MATERIALS		CP64-02501	1
		001-523-730-00	
工事材料 INSTALLATION MATERIALS		CP64-03401	1
		001-523-710-00	

NAME	OUTLINE	DESCRIPTION/CODE No.	Q'TY
図書			
フラッシュマウント型紙 FLUSH MOUNTING TEMPLATE		C72-01602-*	1
		000-193-299-1*	
取扱説明書 OPERATOR'S MANUAL		0M*-72840-*	1
		000-193-294-1*	
取付要領書 INSTALLATION INSTRUCTIONS		C72-01604-*	1
		000-193-301-1*	
操作要領書(多言) OPERATOR'S GUIDE (MLG)		MLG-72840-*	1
		000-193-297-1*	
装備要領書 INSTALLATION MANUAL		1M*-72840-*	1
		000-193-296-1*	

(略図の寸法は、参考値です。 DIMENSIONS IN DRAWING FOR REFERENCE ONLY.)