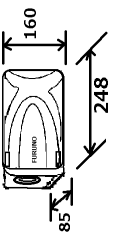

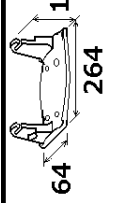
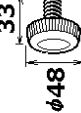
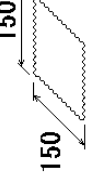
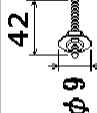
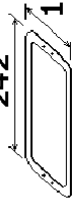

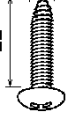
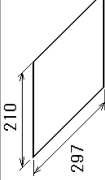
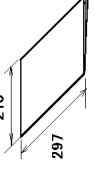
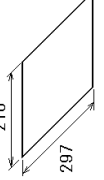
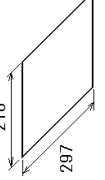


PACKING LIST GP-1971FJ

19BJ-X-9853-6

1/1

NAME	OUTLINE	DESCRIPTION/CODE No.	QTY
UNIT			
ユニット			
指示部		GP-1971FJ	1
DISPLAY UNIT		000-042-742-00	
ACCESSORIES			
付属品			
NEWPEC SD CARD		NEWPEC AND9**.*	1
NEWPEC JAPAN JHA-NP SD CARD		001-533-450-00	
ハンガー		HBS53BX	1
BRACET TOP MOUNT		000-196-518-10	
KNOB (N1)		VTSPKNOB-M6-48FUR-T	2
KNOB (N1)		100-418-430-10	
フィルタークリナー		MINUCLOTH-GREY	1
CLEANING CLOTH		000-177-129-10	
INSTALLATION MATERIALS			
工事材料			
Fマウントネジキット		K12CS1007A	1
FLUSH MOUNT SCREWS KIT		000-177-130-10	
Fマウントパッキン		HGB15AX	1
GASKET FLUSH MOUNT		001-550-480-00	

NAME	OUTLINE	DESCRIPTION/CODE No.	QTY
POWER CABLE		CBC00FS0810	1
POWER CABLE	L=1.5 M	001-533-250-00	
ケーブル		VTATM4.8x22TCCAUT INX	4
SCREW BRACKET MOUNT		000-196-513-10	
DOCUMENT			
図書			
フラッシュマウント型紙		C42-01719-*	1
FLUSH MOUNTING TEMPLATE		000-194-977-1*	
ユーザーハンドブック		J42-01705-*	1
ADDITIONAL DOCUMENTS		000-194-311-1*	
操作要領書(和)		OSJ-44980-*	1
OPERATOR'S GUIDE (JP)		000-194-340-1*	
装備要領書(和)		IMJ-44980-*	1
INSTALLATION MANUAL (JP)		000-194-338-1*	

(略図の寸法は、参考値です。DIMENSIONS IN DRAWING FOR REFERENCE ONLY.)

C4499-Z01-G