FURUNO

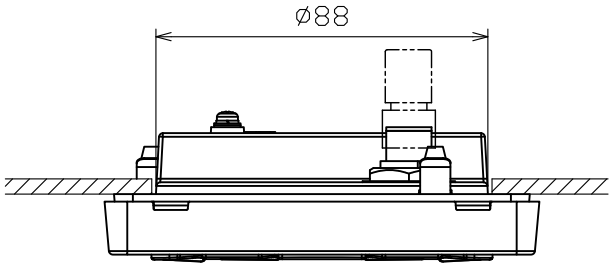

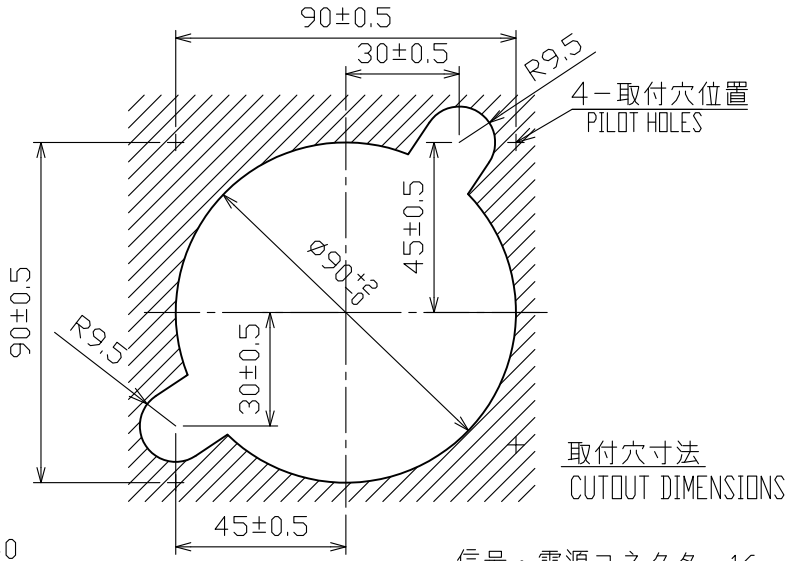

表1　TABLE 1

寸法区分（mm）DIMENSION	公差（mm）TOLERANCE
L≦50	±1.5
50<L≦100	±2.5
100<L≦500	±3

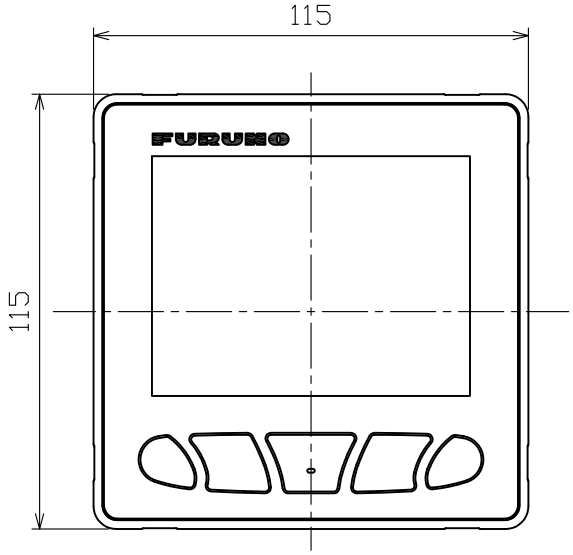

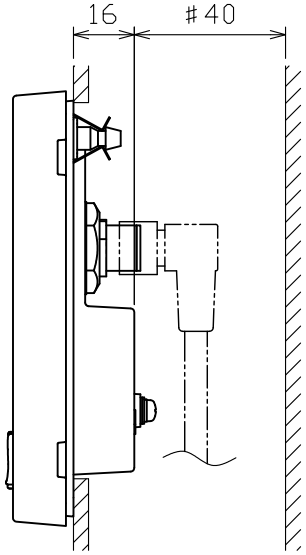

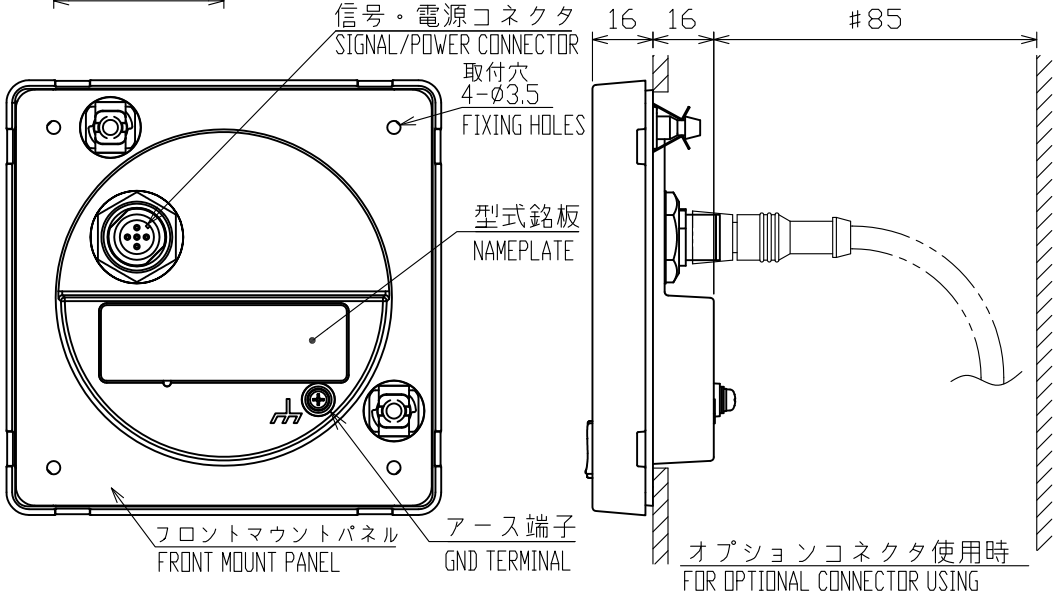

注記　1）指定外の寸法公差は表１による。
　　2）＃印寸法は最小サービス空間とする。
　　3）取付用ネジは、＋サラタッピンネジ呼び径３ｘ２０を使用のこと。

NOTE 1. TABLE 1 INDICATES TOLERANCE OF DIMENSIONS WHICH IS NOT SPECIFIED.
2. #: MINIMUM SERVICE CLEARANCE.
3. USE COUNTERSUNK HEAD TAPPING SCREWS ø3x20 FOR FIXING THE UNIT.

DRAWN 21/Apr/2017 T.YAMASAKI			TITLE FI-70
CHECKED 21/Apr/2017 H.MAKI			名称 カラーインスツルメント（フロントマウント）
APPROVED 24/Apr/2017 H.MAKI	FI-70		外寸図
SCALE 1/2	MASS 0.24 ±10% kg	質量は付属品・ケーブルを含まず。MASS DOES NOT INCLUDE CABLE AND ASSY.	NAME COLOR INSTRUMENT(FRONT MOUNT)
DWG.No. C7281-G03- C		REF.No. 26-008-102G-2	OUTLINE DRAWING

FURUNO ELECTRIC CO., LTD.